VALVOLE CON PRESA PRESSIONE

GAS VALVES WITH PORT

Valvola a sfera per gas combustibili
a passaggio totale con presa di pressione

Full bore valve for fuel gas
with pressure gauge port



ENOLGAS

Enolgas Bonomi S.p.A.
enolgas@enolgas.it

CATALOGO GENERALE ENOLGAS
DEPLI343
www.enolgas.it

TOP•TEST

VALVOLA CON PRESA DI PRESSIONE
BALL VALVE WITH PRESSURE GAUGE PORT

VALVOLA CON SERRATURA E PRESA DI PRESSIONE
BALL VALVE WITH LOCKING DEVICE AND PRESSURE GAUGE

TOP•TEST

Valvola a sfera per gas combustibili a passaggio totale con presa di pressione
Full bore valve for fuel gas with pressure gauge port

APPROVATA EN 331 / APPROVED TO EN 331

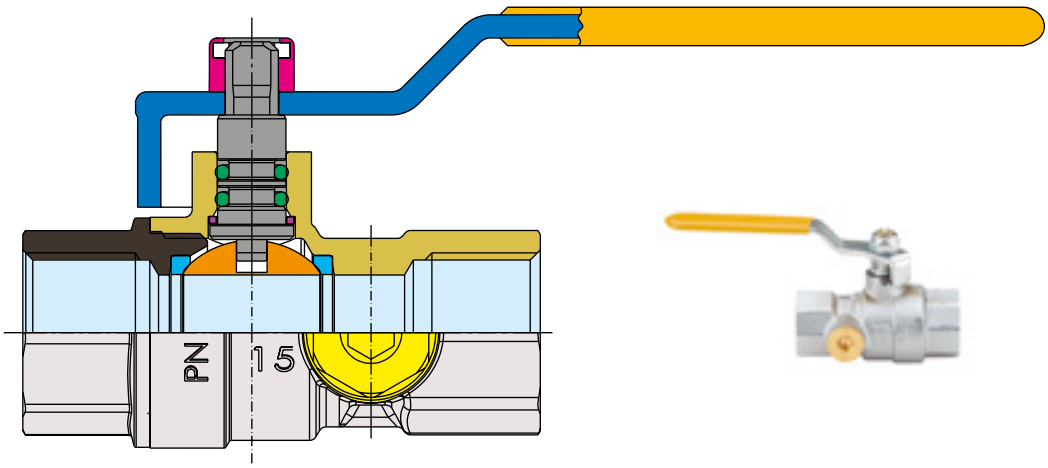

Per l'applicabilità del prodotto in paesi diversi dall'Italia, riferirsi alle specifiche norme nazionali/internazionali dei singoli stati.
Refer to specific national/international standards, where existing, for countries others than Italy.

SPECIFICA MATERIALI / *MATERIAL SPECIFICATION*

	PARTICOLARI / COMPONENT	MATERIALI / MATERIAL	DESCRIZIONE / DESCRIPTION
1	**CORPO** ***BODY***	CW 617 N UNI EN 12165 *CW 617 N UNI EN 12165*	STAMPATO DA BARRA, NICHELATO *FORGED, NICKEL-PLATED*
2	**MANICOTTO** ***END ADAPTER***	CW 617 N UNI EN 12165 *CW 617 N UNI EN 12165*	STAMPATO DA BARRA, NICHELATO *FORGED, NICKEL-PLATED*
3	**SFERA** ***BALL***	CW 614 N UNI EN 12164 *CW 614 N UNI EN 12164*	DA BARRA, NICHEL-CROMATA *MACHINED, CHROME-PLATED*
4	**SEDI LATERALI** ***BALL GASKETS***	P.T.F.E. *P.T.F.E.*	VERGINE *PURE*
5	**PERNO** ***STEM***	CW 614 N UNI EN 12164 *CW 614 N UNI EN 12164*	DA BARRA *MACHINED*
6	**ANELLO ANTIFRIZIONE** ***THRUST WASHER***	P.T.F.E. *P.T.F.E.*	VERGINE *PURE*
7	**O-RINGS** ***O-RINGS***	ELASTOMERO *ELASTOMER*	ADATTO ALL'USO PER GAS A NORMA EN549 *SUITABLE FOR USE WITH GAS EN549*
8	**LEVA** ***LEVER HANDLE***	ACCIAIO ZINCATO *ZINC-PLATED STEEL*	PLASTIFICATA IN P.V.C. *PVC INSULATED*
	LEVA O FARFALLA ***LEVER OR T-HANDLE***	AL UNI5076 *AL UNI5076*	VERNICIATA *PAINTED*
9	**DADO AUTO-BLOCCANTE** ***SELF-LOCKING NUT***	ACCIAIO 8G *8G STEEL*	ZINCATO *ZINC-PLATED*
10	**TAPPO** ***PLUG***	CW 614 N UNI EN 12164 *CW 614 N UNI EN 12164*	STAMPATO DA BARRA *FORGED*

APPROVAZIONI INTERNAZIONALI

Le valvole a sfera per gas della serie **TOP•TEST** sono approvate a norma EN 331. Hanno ottenuto approvazioni ufficiali per l'utilizzo con gas in vari paesi.

INTERNATIONAL APPROVALS

*The gas ball valves of the **TOP•TEST** series are certified EN 331. They gained official approvals in various countries for use with gas.*

FILETTATURE

Estremità filettate UNI EN 10226.

THREADS

Ends threaded UNI EN 10226.

IMPIEGHI

Gas combustibili:
- gas di città (1^famiglia)
- gas metano (2^ famiglia)
- gas liquidi (3^ famiglia).

Le valvole a sfera **TOP•TEST** sono anche adatte per l'uso con acqua calda e fredda, aria compressa, olii e idrocarburi in generale.

USES

Fuel gas:
- town gas (1st family)
- natural gas (2nd family)
- L.P.G. gas (3rd family) .

*The **TOP•TEST** ball valves are also suitable for hot and cold water, compressed air, oils and hydrocarbons in general.*

PRESSIONE DI ESERCIZIO

Per gas combustibili 5 MOP. Per altri usi da PN 40 (1/2") a PN 30 (2").Vedere diagramma pressione/temperatura. Le prove di tenuta sono in accordo con la norma UNI EN 331.

WORKING PRESSURE

For fuel gas 5 MOP. For other uses from PN 40 (1/2") to PN 30 (2"). See diagram pressure/temperature. The tightness tests are in accordance with the UNI EN 331 standard.

LIMITI DI TEMPERATURA

Per gas combustibili da -20°C a +60°C.
Per altri usi da -20°C a +100°C con tappo.
Vedere diagramma pressione/temperatura.

TEMPERATURE LIMITS

For fuel gas from -20°C to +60°C.
For other uses from -20°C to + 100°C with tap.
See pressure/temperature diagram.

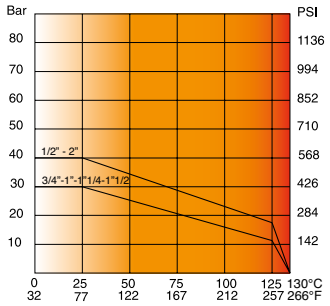

Diagramma pressione/temperatura
(prova eseguita con acqua)
Pressure/temperature diagram
(tested performed with water)

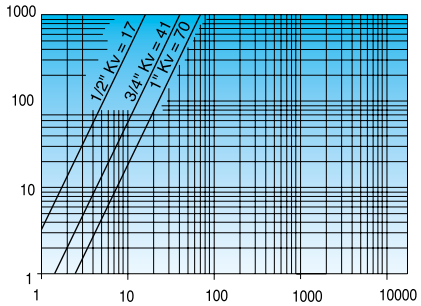

Diagramma perdite di carico
(prova eseguita con acqua)
Head loss diagram
(tested performed with water)

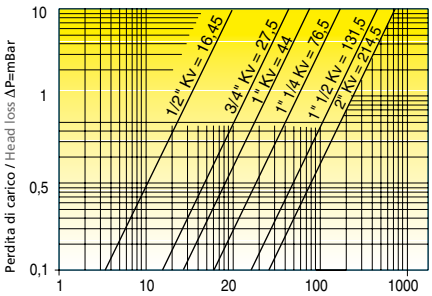

Diagramma perdite di carico
(prova eseguita con aria)
Head loss diagram
(tested with air)

IMPORTANTE

La presa di pressione deve essere posizionata a valle dell'otturatore rispetto al senso di flusso dell'impianto.
Le valvole fornite da Enolgas ove corredate da tappo con guarnizione, sono montate e testate relativamente alla tenuta dello stesso, pertanto si declina ogni responsabilità per uso improprio da parte di terzi.

IMPORTANT NOTE

The pressure gauge has to be positioned downstream the ball as to the installation flow direction.
The valves furnished by Enolgas which have a tap with gasket are assembled and tested on the basis of its tightness, so any responsibility is declined for improper use by third parties.

TOP•TEST

Valvola a sfera per gas combustibili a passaggio totale con presa di pressione
Full bore valve for fuel gas with pressure gauge port

PROGETTO DI NORMA CIG. E01.08.929.0

Art. S.1431 TOP•TEST

SIZE	½"	¾"	1"	1"¼	1"½	2"
øA pass./bore	15	20	25	32	40	50
B mm	41	49,5	53,5	66	72	83,5
C mm	90	105	105	120	140	172
D mm	15	16,3	19,1	21,4	21,4	25,7
E mm	37,5	42	48,5	49,25	54	68
F mm	29,75	35	41,5	49,25	54	64
G mm	67,25	77	90	98,5	108	132
H mm	28,5	31	34,5	50	43,5	49
SW mm	25	31	38	47	54	66

Valvola a sfera femmina/femmina per gas combustibili con leva acciaio, nichelata, con presa di pressione da 1/4".

Ball valve for fuel gas female/female with steel handle, nickel-plated, with pressure gauge port 1/4".

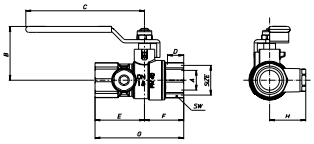

Art. S.1432 TOP•TEST

SIZE	½"	¾"	1"
øA pass./bore	15	20	25
B mm	41	49,5	53,5
C mm	90	105	105
D mm	9,7	10,7	11,7
E mm	15	16,3	19,1
F mm	37,5	42	48,5
G mm	37,25	42,5	47,5
H mm	74,75	84,5	96
I mm	28,5	31	34,5
SW mm	25	31	38

Valvola a sfera femmina/maschio per gas combustibili con leva acciaio, nichelata, con presa di pressione da 1/4".

Ball valve for fuel gas female/male with steel handle, nickel-plated, with pressure gauge port 1/4".

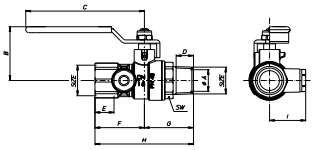

Art. S.1437 TOP•TEST

SIZE	½"	¾"	1"
øA pass./bore	15	20	25
B mm	40	49	53
C mm	52	65	65
D mm	15	16,3	19,1
E mm	37,5	42	48,5
F mm	29,75	35	41,5
G mm	67,25	77	90
H mm	28,5	31	34,5
SW mm	25	31	38

Valvola a sfera femmina/femmina per gas combustibili con farfalla gialla, nichelata, con presa di pressione da 1/4".

Ball valve for fuel gas female/female with yellow T-handle, nickel-plated, with pressure gauge port 1/4".

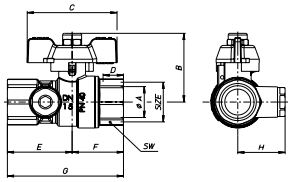

Art. S.1438 TOP•TEST

SIZE	½"	¾"	1"
øA pass./bore	15	20	25
B mm	40	49	53
C mm	52	65	65
D mm	9,7	10,7	11,7
E mm	15	16,3	19,1
F mm	37,5	42	48,5
G mm	37,25	42,5	47,5
H mm	74,75	84,5	96
I mm	28,5	31	34,5
SW mm	25	31	38

Valvola a sfera femmina/maschio per gas combustibili con farfalla gialla, nichelata, con presa di pressione da 1/4".

Ball valve for fuel gas female/male with yellow T-handle, nickel-plated, with pressure gauge port 1/4".

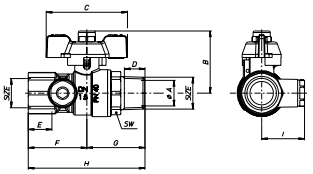

Art. S.1461 TOP•TEST

SIZE	¾"	1"
ø A mm	20	25
B mm	56	60
C mm	66	66
D mm	16,3	19,1
E mm	77	90
F mm	29	32
SW mm	31	38

Valvola a sfera per gas combustibili f/f con serratura di morosità e presa pressione da 1/4", nichelata.

Ball valve for fuel gas f/f, with key locking device and pressure gauge port 1/4".

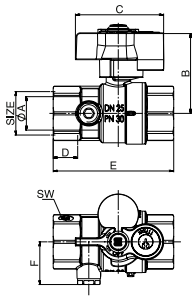

Art. S.1462 TOP•TEST

SIZE	¾"	1"
ø A mm	20	25
B mm	56	60
C mm	16,3	19,1
D mm	14,5	16,8
E mm	42	48,5
F mm	42,5	47,5
G mm	84,5	96
H mm	29	32
SW mm	31	38

Valvola a sfera per gas combustibili m/f con serratura di morosità e presa pressione da 1/4", nichelata.

Ball valve for fuel gas m/f, with key locking device and pressure gauge port 1/4".

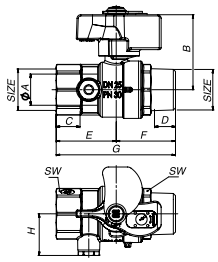

Art. S.1464 TOP•TEST

SIZE	¾"x1"	¾"x1"¼	1"x1"¼
ø A pass./bore	20	20	25
øB	¾"	¾"	1"
øC	1"	1"¼	1"¼
D mm	9,2	12,7	12,7
E mm	16,3	16,3	19,1
F mm	41,5	42	48,5
G mm	51	63,5	67
H mm	92,5	105,5	115,5
I mm	49	49	53
L mm	65	5	5
M mm	27,5	31	34,5
SW1 mm	37	65	65
SW2 mm	31	45-30	45-38

Valvola a sfera per gas combustibili f/girello con presa di pressione da 1/4", nichelata.

Ball valve for fuel gas f/nut with T-handle and pressure gauge port 1/4".

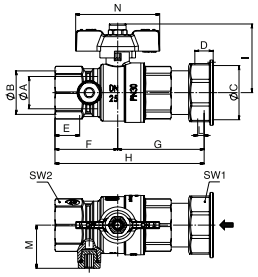

Art. S.1466 TOP•TEST

SIZE	¾"x1"¼	1"x1"¼
ø A pass./bore	20	25
øB	¾"	1"
øC	1"¼	1"¼
D mm	12,7	12,7
E mm	16,3	19,1
F mm	41,5	48,5
G mm	62	67
H mm	103,5	115,5
I mm	56	60
L mm	5	5
M mm	29,9	31,9
N mm	66	66
SW1-2 mm	45-31	45-38

Valvola a sfera per gas combustibili f/girello con serratura di morosità con presa di pressione da 1/4", nichelata.

Ball valve for fuel gas f/nut with key locking device and pressure gauge port 1/4".

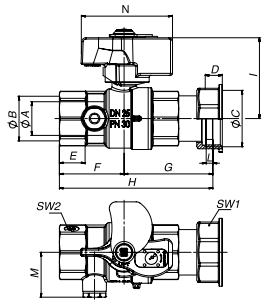

TOP•TEST

Valvola a sfera per gas combustibili a passaggio totale con presa di pressione
Full bore valve for fuel gas with pressure gauge

Art. S.3151 TOP•TEST

SIZE	¾"	1"
ø A pass./bore	25	25
B mm	68	68
C mm	56	60
D mm	39,5	46
E mm	95,5	106
F mm	16,3	19,1
G mm	34,5	40,5
H mm	19	23
I mm	53,5	63,5
L mm	27	29
SW1 mm	31	38
SW2 mm	6	6

Valvola a sfera f/f a squadra per gas combustibili con serratura di morosità e presa di pressione da 1/4", nichelata.

Angle ball valve for fuel gas f/f with key locking device and pressure gauge port 1/4".

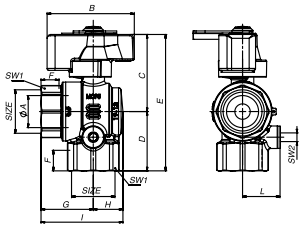

Art. S.1488 TOP•TEST

SIZE	¾"x1"	1"x1"¼
ø A pass./bore	20	25
øB	1"	1"¼
C mm	56	60
D mm	12,5	12,7
E mm	45	45
ø F	¾"	1"
G mm	16,3	19,1
H mm	29	31,5
I mm	93	96
L mm	78	85,5
M mm	77	77
N mm	34,5	35
SW1 mm	31	38

Valvola a sfera f/girello curva per gas con serratura di morosità e presa di pressione da 1/4".

Curved ball valve for gas f/nut with key locking device and pressure gauge port 1/4".

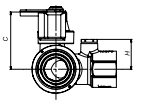

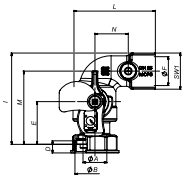

Art. S.1485 TOP•TEST

SIZE	¾"x1"	1"x1"¼
ø A pass./bore	20	25
øB	1"	1"¼
C mm	56	60
D mm	12,5	12,7
E mm	45	45
ø F	¾"	1"
G mm	16,3	19,1
H mm	26,5	29
I mm	93	96
L mm	78	85,5
M mm	77	77
N mm	34,5	35
SW1 mm	31	38
SW2 mm	37	45

Valvola a sfera femmina/girello curva per gas combustibili senza serratura di morosità e con presa di pressione da 1/4", nichelata.

Curved ball valve for fuel gas female/nut without key locking device and with pressure gauge port 1/4".

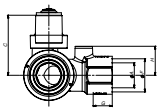

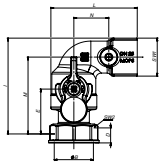

Art. S.3280 TOP•TEST

SIZE	1"
ø A pass./bore	25
ø B	1"
ø C	1"
D mm	19,1
E mm	19,1
F mm	60
G mm	118
H mm	41
I mm	77
L mm	75
M mm	24
N mm	51
SW1 mm	38

Valvola a sfera femmina/femmina con curva orientabile, serratura di morosità e presa pressione.

Ball valve female/female for gas with locking device and adjustable elbow 360° and pressure gauge port.

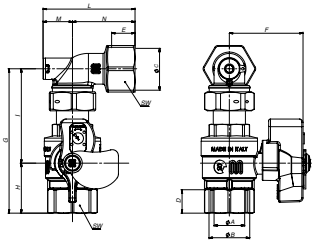

Art. S.1486 TOP•TEST

SIZE	¾"	1"
ø A pass./bore	20	25
ø B	¾"	1"
C mm	56	60
D mm	35	41,5
E mm	16,3	19,1
F mm	26,5	29
G mm	78	85,5
H mm	34,5	35
I mm	67	73,5
L mm	82,5	92,5
SW1 mm	31	38

Valvola a sfera femmina/femmina curva per gas combustibili senza serratura con presa di pressione da 1/4", nichelata.

Curved ball valve for fuel gas female/female without key locking with pressure gauge port 1/4".

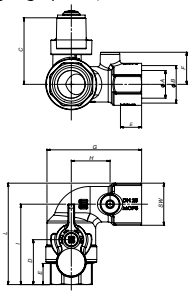

Art. S.1474 TOP•TEST

SIZE	¾"	1"
ø A pass./bore	20	25
ø B	¾"	1"
C mm	56	60
D mm	35	41,5
E mm	16,3	19,1
F mm	29	31,5
G mm	78	85,5
H mm	34,5	35
I mm	67	73,5
L mm	82,5	92,5
SW mm	31	38

Valvola a sfera f/f curva per gas con serratura di morosità e presa di pressione da 1/4".

Angle ball valve for gas f/f with key locking device and pressure gauge port 1/4".

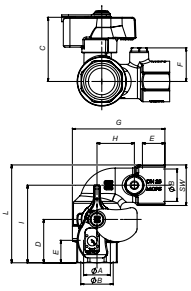

Art. R.0633 TOP•TEST

SIZE	½"	¾"	1"
øA pass./bore	15	20	25
B mm	12	14	15
C mm	45	48	52
øD	¼"	¼"	¼"
SW mm	27	32	38

Cannotto maschio/femmina con presa da 1/4".
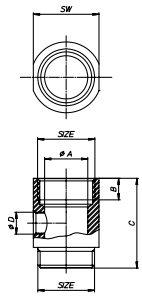
Male/female fitting with port 1/4".